



Guardian

Wiring Quick Guide

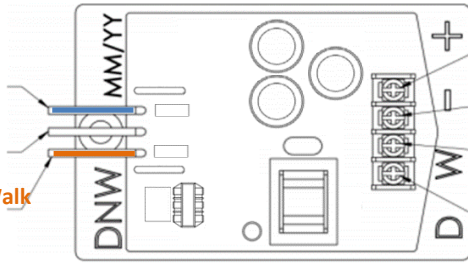
SPI in the Pedestrian Signal Head (Signal Power Interface)

WARNING 120 VAC Inputs

Blue wire to Walk

White wire to Neutral

Orange wire to Don't Walk



12 VDC Outputs

Terminal 4: +12VDC

Terminal 3: -GND

Terminal 2: S2 W (Walk)

Terminal 1: S1 DW (Don't Walk)

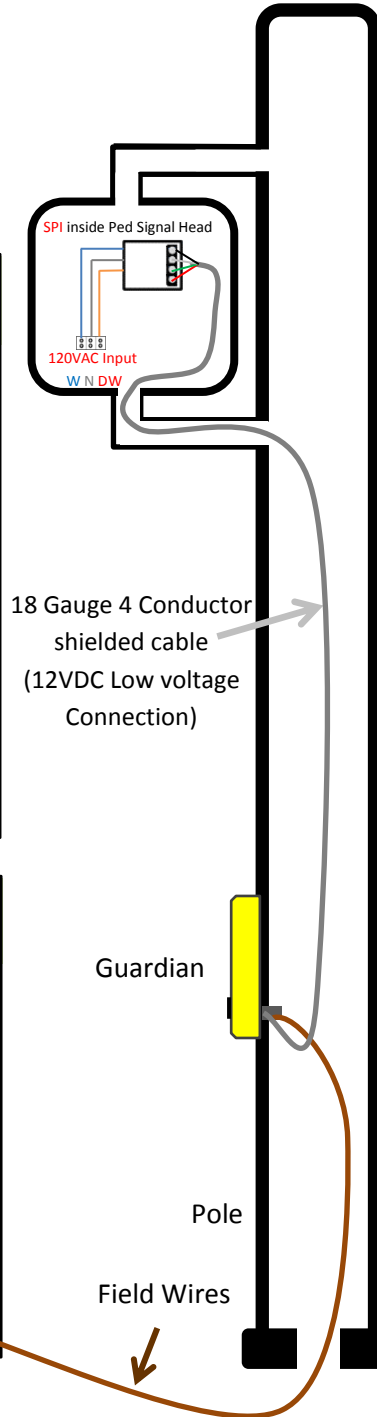
Do NOT set the SPI on the bottom of the Pedestrian Signal Head

Terminals of the SPI must be connected to the same terminals on the Base Station

Cabinet

- ✓ Utilizes the existing Field Wires from cabinet to pedestrian push buttons to place calls
- ✓ NOT polarity dependent

NOTE: For NEW intersection installations, Campbell Company recommends IMSA 14 Gauge (loop detector wire)



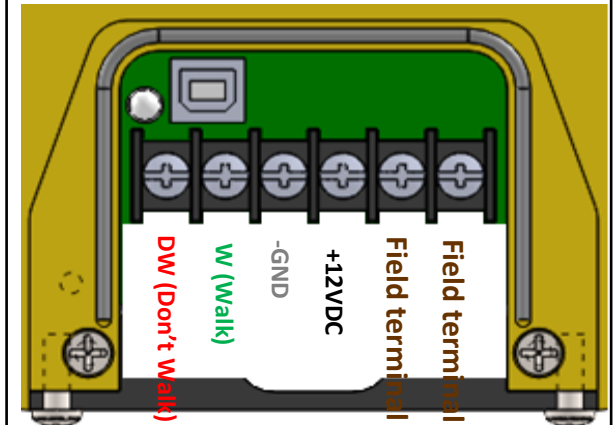
Guardian

Warranty Void if Guardian is installed Upside Down



Guardian wiring connections

(Exploded view of terminal block in front)



Guardian Wiring connections 12 VDC

Document 906-0025 Rev B