



Campbell Company 2010 Product List:

Campbell Company 2010 Product list includes the following pages:

2. AAPS – Advanced Accessible Pedestrian System
3. Advisor - Accessible Pedestrian Signals
4. Base Broadcast Unit APS, Enlightened Interface Panel for Latching LED
5. ADA Compliant 3” Round Pedestrian Push Buttons
6. ADA Compliant Small Rectangle Pedestrian Push Buttons
7. ADA Compliant Large Rectangle and Oval Pedestrian Push Buttons
8. MPS – Modular Pedestrian Stations
9. Pedestrian Stations for 3 “ Round Pedestrian Push Buttons and Large Rectangle Push Buttons
10. Pedestrian Stations for Rectangle Push Buttons
11. Signs for Pedestrian Stations and Crossings

APS Orders require an intersection planning sheet. The sheet contains the information required to build the APS for the intersection. A PDF of a blank planning sheet will be e-mailed upon receipt of the APS Order.

Tactile Arrows are field selectable, although we prefer to set them at the factory. Please indicate R or L with your Purchase Order.

Standard colors are: Federal Yellow, Federal Green, Wrinkle (textured) Black, and white.

Custom colors on request may require additional charges.

Ordering Campbell Company Parts: Example

<u>Item</u>	<u>Part Number</u>	<u>Color</u>	<u>Specific</u>	<u>Option</u>
4	EVR 10 Rnd TA	Yellow	R	EN



Campbell Company 2010 Product List MUTCD Compliant Accessible Pedestrian Signals

AAPS (Advances Accessible Pedestrian System): Fully Integrated Pedestrian Stations

AAPS: The AAPS is designed around a closed network that is controlled by an Advanced Pedestrian Controller (APC) . Each Advanced Pedestrian Button (APB) is a fully integrated pedestrian station that provides all the necessary information to understand the geometry of the crossing and the status of the walk display.



Item
AAPS APC
AAPS APB 57
AAPS APB 912
AAPS APB 915
Braille 2 Sign 5 X 7 ¾"
Braille 2 Sign 9 X 12
Braille 2 Sign 9 X 15
Braille 2 3 rd and additional lines



Campbell Company 2010 Product List: Advisor Accessible Pedestrian Signals

Advisor: Fully Integrated Accessible Pedestrian Stations



A 912



A 57



AH



Advisor Driver



Advisor 10 C & Sound Dish

Item Part Number
Advisor A 915 (color)
Advisor A 912 (color)
Advisor A 57 (color)
Advisor AH

Advisor Accessible Pedestrian Signal: A-912 displays a 9 X 12 Sign, A-57 displays a 5 X 7 ¾ Sign, AH utilizes an H Frame and provides a 5 X 7 ¾ legend from both approaches. The Advisor provides all of the characteristics identified in the guidelines for APS: Locator Tone, acknowledgement tone and LED visual acknowledgement, ambient gain volume control, extended press location message and extended press additional functions, walk phase tones and verbal messages and vibro-tactile indications. Advisor is easy and quick to install.

Options for APS:

Additional Cable for runs in excess of 10'

Braille Signs

Double Arrow PPBs

Synchronization

Item Part Number
Add for additional cable
Add for Braille Sign
Add for Synchronization



Campbell Company 2010 Product List: APS BBU, VTO and Latching LED EN IP


Accessible Pedestrian Signals: Base Broadcast Unit



Item Part Number
Advisor BBU

BBU (Base Broadcast Unit): is a compact APS that mounts on the underside of the ped head and broadcasts a walk phase tone or verbal message with each walk phase.

Enlightened Interface Panel (Latching LED)



Item Part Number
EN IP

EN IP (Enlightened Interface Panel) mounts anywhere in the traffic control cabinet. Field connections are terminated on the EN IP and then routed to the controller inputs. The EN IP controls the circuits on the Enlightened push button. The LED in the 4 EVR EN latches on when the call is placed and is extinguished when the walk phase is active. ONE EN IP CONTROLS 2 PEDESTRIAN PHASES



Campbell Company 2010 Product List: ADA Compliant Pedestrian Push Buttons - Round

3 Inch Round Push Buttons:



Item Part Number
4 EVR 120 RND (color)
4 EVR 120 RND 2H (color) (P or T)
4 EVR 120 RND TA (color) (R or L)

4 EVR 10 RND – Solid State Pressure Sensitive Piezo Push Button with visual and audible press and release feedback. TS 2 compliant switch is rated for 100 X 10⁶ operations with a 75 ms closure. Default mounting is 4 bolt, 2 hole 2H mounting available, please specify Teeco or Pelco housing. Options: Enlightened (latching LED) Specify EN, Tactile Arrow TA, please specify Right or Left arrow (TA is field selectable)



Item Part Number
DCC 700 (color)
DCC 700 A (color)
DCC 700 P

DCC 700 -Typical Movement push button assembly utilizes a Piezo Switch element. The typical movement of 5/16 " throw provides actuation feedback for the pedestrian. Piezo switch element is rated for 100 X 10⁶ operations. Options: SS Actuator (Default), AL Actuator A, PVC Type I Plastic P (Black Bezel with Yellow Actuator).




Item Part Number
DCC 200 (color)
DCC 200 A (color)

DCC 200 – Mechanical momentary precision snap action switch . Machined from solid ingot. The precision snap action mechanical switch is rated for 20 X 10⁶ operations. Options: SS Actuator (Default), AL Actuator A



Campbell Company 2010 Product List: ADA Compliant Pedestrian Push Button - Small Rectangle

2.8 X 4.3 Rectangle Push Buttons:



Item Part Number
4 EVR 120 REC (color)
4 EVR 120 REC 2H (color)

4 EVR 120 REC – Solid State Pressure Sensitive Piezo Push Button with visual and audible press and release feedback. TS 2 compliant switch is rated for 100 X 10⁶ operations with a 75 ms closure. Default mounting is 4 bolt, 2 hole 2H mounting available. Options: Enlightened (latching LED) Specify EN, Tactile Arrow TA, please specify Right or Left arrow (TA is field selectable).



Item Part Number
DCC 800 (color)
DCC 800 A (color)

DCC 800 - Typical Movement push button assembly utilizes a Piezo Switch element. The typical movement of 5/16" throw provides actuation feedback for the pedestrian. Piezo switch element is rated for 100 X 10⁶ operations. Options: SS Actuator (Default), AL Actuator A.



Item Part Number
DCC 500 (color)
DCC 500 A (color)

DCC 500 – Mechanical momentary precision snap action switch . Machined from solid ingot. The precision snap action mechanical switch is rated for 20 X 10⁶ operations. Options: SS Actuator (Default), AL Actuator A



Item Part Number
REES 1371-412


REES 1371-412 - Mechanical momentary slow make contact



Campbell Company 2010 Product List

ADA Compliant: Pedestrian Push Button - Large Rec and Oval

5 X 9 Inch Large Rectangle Push Buttons:



Item Part Number
4 EVR 120 LR (color)
4 EVR 120 RND TA (color) (R or L)

4 EVR 120 LR – Solid State Pressure Sensitive Piezo Push Button with visual and audible feedback. TS 2 compliant switch is rated for 100 X 10⁶ operations with a 100 ms closure. Mounting is 2 hole . Options: Enlightened (latching LED) Specify EN, Tactile Arrow TA, please specify Right or Left arrow (TA is field selectable). Please specify housing manufacturer.



Item Part Number
DCC 400, 400A, 400E (color)
DCC 400 AI (color)

DCC 400 X – Mechanical momentary precision snap action switch . The precision snap action mechanical switch is rated for 20 X 10⁶ operations. Options: SS Actuator (Default), AL Actuator AI (400 is designed to mount McCain Housing, 400 A is designed to fit Campbell 400 H Housing, 400 E is designed to fit Econolite Housing)

3.5 X 6.75 Inch Oval Push Buttons:



Item Part Number
4 EVR 120 Oval (color) (R or L)

EVR 120 Oval — Solid State Pressure Sensitive Piezo Push Button with visual and audible feedback. TS 2 compliant switch is rated for 100 X 10⁶ operations with a 100 ms closure. Mounting is 2 hole .Options: Enlightened (latching LED) Specify EN, Tactile Arrow TA, please specify Right or Left arrow (TA is field selectable)



Campbell Company 2010 Product List: MPS Modular Pedestrian Stations

Pedestrian Stations: The MPS line offers a great deal of flexibility to installations. The MPS consists of two primary components:

The MPS display is the backplate of the pedestrian station. This component provides the area to mount the sign, mount adjustable saddles for pole adjustment and attach to the pole. Mounts 5 X 7 ¾", 9 X 12", 9 X 15" signs.

The MPS button cup is attached to the display. Button cups are available for round or rectangle push buttons. Button cups are available for round or rectangle push buttons, 2 or 4 hole mounting patterns. Each button cup provides for back or bottom service with a removable chase nipple and plug.

Geometry:

MPS 57 mounts a 5 X 7 ¾" sign

MPS 912 mounts a 9 X 12 " sign

MPS 915 mounts a 9 X 15 " sign.

MPS ___ Rnd mounts a round pushbutton; 2 or 4 hole mount

MPS ___ Rec mount a rectangle pushbutton; 2 or 4 hole mount



MPS 57 Rnd Y



MPS 812 Rnd G



MPS 815 Rec Y

Item Part Number
MPS 57 Rnd
MPS 912 Rnd
MPS 915 Rnd
MPS 57 Rec
MPS 912 Rec
MPS 915 Rec

Part Identification:

MPS DDD PPB C

DDD : sign of sign display

PPB: Rnd or Rec PPB

C: Color



Campbell Company 2010 Product List: Round Push Button Pedestrian Stations and Large Rec Pedestrian Stations

Pedestrian Stations: 3 inch Round Push Buttons



912 H (Ganged)



57H



3 " SR

Item Part Number
912 H (color)
57 H (color)
3" SR (color)
3" SR LP (color)
GMB 1 set (2 stations) (color)

Pedestrian Stations for 3 inch round push buttons:

912 H mounts a 3 inch round push button with a 4 bolt (2.60 +/- .05") circle and displays 9 X 12 " sign. Complete with mounting hardware .

Option: GMB (Ganged Mounting Bracket) mounts 2 – 912H stations on a 4 " pole. (Wood Pole mount is optional.)

57 H mounts a 3 inch round push button with a 4 bolt (2.60 +/- .05") circle and displays a 5 X 7 ¾ " sign. Complete with mounting hardware. (Wood Pole mount is optional.)


3" Standard Round mounts a 3 " round push button with a 4 bolt (2.60 +/- .05") circle.

3" Standard Round Low Profile mounts a 4 EVR 120 Rnd PPB

Pedestrian Stations: 5 X 9 inch Push Buttons



400 H



400 P

Item Part Number
400 H (color)
400 Plate (color) (mfg.)

Pedestrian Station for 5X 9 Push Button:

400 H mounts a 5 X 9 Push Button (400 A) and displays a 9 X 12 sign. Complete with mounting hardware.

400 Plate mounts onto a 400 pedestrian station and allows a 4 EVR 120 Rnd push button to be mounted to the plate. Identify manufacturer of pedestrian station.



Campbell Company 2010 Product List: Extensions for Round Pedestrian Pushbutton stations

6" Rnd PPB Extension:

3" SR Extension



Campbell Company ADA Compliant

Pedestrian Stations: 2.8 X 4.3 Rectangle Push Buttons



H Frame with PPB



H1 Legend


H2 R Legend

H3 Legend

H4 R Legend



B Box



B 912 Box

H Frame allows a 2.8 X 4.3 inch rectangle push button to be mounted. The proprietary H Frame provides a clear and visible legend for the pedestrian from all angles of approach. HEB (H Frame Extension Bracket) allows the H Frame Pedestrian Station to be extended away from the pole. Push Buttons Sold Separately. Legends are available in Regular and Reverse, Reverse (**R**) allows for back of the pole mounting. Wood pole mounting requires identification **WP**.

B Box allows a 2.8 X 4.3 inch rectangle push button to be mounted.

B 57 allows a 2.8 X 4.3 inch rectangle push button to be mounted and displays a 5 X 7 ¼ inch sign.

B 912 allows a 2.8 X 4.3 inch rectangle push button to be mounted and displays a 9 X 12 inch sign.

B 915 allows a 2.8 x 4.3 inch rectangle push button to be mounted and displays a 9 X 15 inch sign.

(Powder Coating is available for the B style pedestrian stations.)

All Pedestrian Stations are shipped complete with mounting hardware.



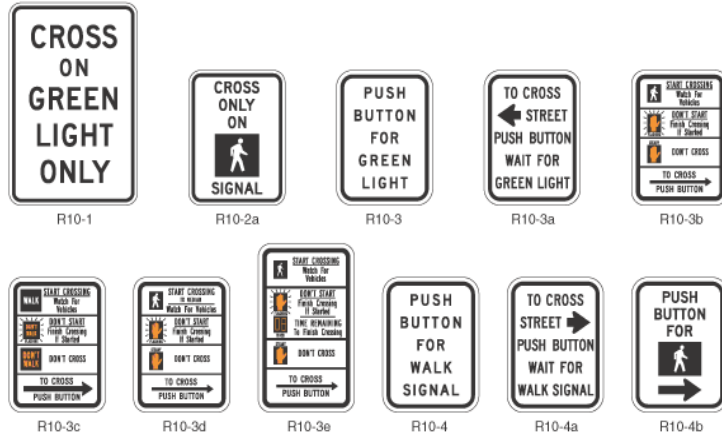
H Extension Bracket
(threaded extension not included)

Item Part Number
H Frame (legend)
HEB
B Box
B 57
B 912
B 915



Campbell Company ADA Compliant Signs

Signs and Films:



Engineering Films



VRS Samples



Mid Block with LEDs

Signs and Films:

Campbell Company manufactures a variety of signs and films:

Aluminum Signs with printed legend. Stock signs; R10-3b, R10-3e, R10-4b are printed on both sides of the sign blank, right arrow on one side left arrow on the other.

VRS (Vandal Resistant Sign) is a structural plastic that has the legend machined into the laminated material. VRS Signs are extremely durable.

Sizes include:

- 5 X 7 ¾" mounting pattern 6 ¾ X 4
- 9 X 12", mounting pattern 7 ¾ X 10 ¼
- 9 X 15", based on station

Films are available in different grades; engineering grade to super diamond grade.

Please call for a current quote on all signs